
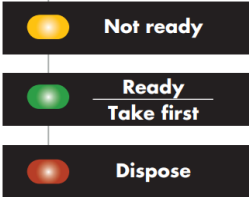


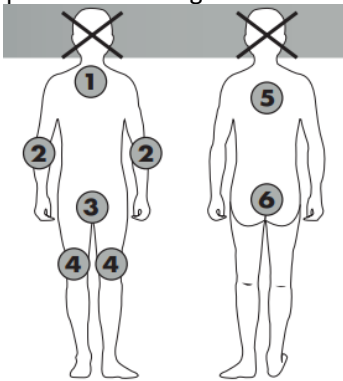


Skin and Wound Product Information Sheet

CHG Antiseptic Body Cleanser Cloths	
Classification	Cleanser: Prepared Cloth – Chlorhexidine
Key Points	<ul style="list-style-type: none"> • Pre-moistened washcloths with 2% Chlorhexidine Gluconate (500 mg of CHG per cloth). • Rapid, persistent (up to 6 hours) bactericidal action against a wide variety of microorganisms. • Rinse free. • Non-alcohol and non-alkaline base. • Skin friendly.
Indications	<ul style="list-style-type: none"> • Pre-operative or intensive care unit skin cleansing as per facility protocols.
Precautions	<ul style="list-style-type: none"> • For external use only. • Keep out of eyes, ears, and mouth. • Stop use and consult Physician/NP if irritation, sensitization, or allergic reaction occurs. • Do not flush cloths or put in macerator. Dispose in garbage.
Contraindications	<ul style="list-style-type: none"> • Do not use with known allergy or sensitivity to any of the product ingredients. • Do not use to cleanse head. If using as part of whole body bath, use Essential Bath Cleansing Washcloths or Remedy Foam Cleanser to cleanse head and perineal area. • Do not use for perineal cleansing or incontinence clean up. Use products intended for this purpose (e.g. Sage Deodorant Clean-Up Cloths, Sage Comfort Shield Barrier Cream Cloths or Remedy Foam Cleanser). • Do not use on skin that is damaged beyond the epidermis. • Perinatal Services BC do not recommend the use of this product in the neonatal population. • Do not use immediately prior to invasive procedures (e.g. venipuncture or lumbar puncture).
Formats & Sizes	<ul style="list-style-type: none"> • Package of 6 (19 x 19 cm) cloths <div style="text-align: right;">  </div>
Application Directions	Rationale
<p>Package is single patient use.</p> <p>If using as part of a whole body bath, will need to use Essential Bath Cleansing Washcloths or Remedy Foam Cleanser to cleanse head and perineal area.</p>	<p>To minimize risk of cross contamination.</p> <p>Is not too be used on head or perineum.</p>
To Apply	
<p>Use at room temperature or warm in Sage warmer. Only use microwave for warming if facility/unit policy allows.</p> <p>Sage warmer's displays system switch, located on the back of the warmer, should be set to "C" when CHG Antiseptic Body Cleanser wipes are in warmer. The coloured lights provide information on the heating status of the packages adjacent to the light:</p> <ul style="list-style-type: none"> • Yellow light – package has not reached the target temperature. • Steady green light – package has reached target temperature. • Flashing green light – package has been at target temperature for 48 hours and should be used first. • Red light – package has been at target temperature for over 84 hours and CHG Antiseptic Body Cleanser wipes should be discarded. 	<p>Warm cloths provide increased client comfort.</p> <p>All Sage products can be in the warmer with display system switch set to "C" as this does not impact temperature.</p> <p>Packages take approximately 2 hours to warm.</p> <div style="text-align: center;">  </div> <p>Product has only been tested for efficacy up to 84 hours.</p> <p>To reduce risk of cross-contamination between clients.</p>



Skin and Wound Product Information Sheet

<p>Once package has been removed from warmer and taken to client's bedside, do not put back in warmer for re-warming.</p> <p>Warming in microwave is not recommended. Only use microwave for warming if facility/unit policy allows. Peel open label and place in microwave for no longer than 30 seconds.</p> <p>Closely monitor heat level, especially for infants or unresponsive or skin-sensitive individuals. Do not use if excessively hot.</p>	<p>Inconsistent heating can occur. Microwave wattage varies. Adjust heating time accordingly.</p> <p>Use caution when determining heat level as gloves diminish sensitivity to heat.</p>
<p>Use one washcloth for each area of the body as described below:</p> <ol style="list-style-type: none"> 1. Neck, chest (not head) 2. Arms 3. Groin (not perineum) 4. Legs 5. Back 6. Buttocks <p>Do not rinse.</p> <p>If using as part of whole body bath, use Essential Bath Cleansing Washcloths or Remedy Foam Cleanser to cleanse head and perineal area.</p>	<p>To reduce spread of microorganisms</p> 
<p>Disposal</p>	
<p>Discard each cloth into garbage after use. Do not flush cloths or put in macerator.</p>	<p>Cloths may plug/clog plumbing.</p>
<p>Expected Outcome</p>	
<p>Product performs as expected.</p>	<p>If product does not perform as expected, notify NSWOC/Wound Clinician and consider submitting a Product Concern form.</p>
<p style="text-align: center;">For further information, please contact: NSWOC or Wound Clinician</p>	